

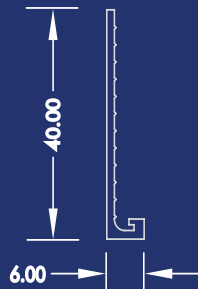
# Renderplas

PVC<sub>u</sub> BEADING FOR RENDERING, PLASTERING & DRYLINING APPLICATIONS

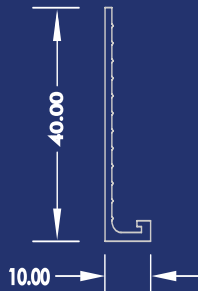


## STOP BEADS

RRS6



RRS10



### APPLICATION:

Utilised at door and window surrounds to prevent cracking and to provide a stop to the render where the substrate changes or finishes.

### CUTTING TO LENGTH:

Use fine toothed hacksaw or tin snips. PVC Pipe Weld adhesive can be used for butt joints.

### COLOUR:

Currently stocked in the colour Sand (cream). Although upon request a range of colours are available (see the website). All Renderplas Beads are paint and texture friendly.

### STORAGE:


Store flat away from heat and direct sun.

### FIXING:

To fix bead, apply a continuous line of adhesive mortar and plumb/level straight.  
For more information view the website.

### PACKING:

25 no. x 2.5m lengths in boxes (total 62.5lm).  
25 no. x 3.0m lengths in boxes (total 75.0lm).



Profile Description:	6mm Render Stop Bead	6mm Render Stop Bead	10mm Render Stop Bead	10mm Render Stop Bead
Code:	RRS62.5	RRS63.0	RRS102.5	RRS103.0
Bead Length (m):	2.5 (total 62.5lm)	3.0 (total 75.0lm)	2.5 (total 62.5lm)	3.0 (total 75.0lm)
Render/Plaster Depth (mm):	6-8	6-8	10-12	10-12
Weight per box (kgs):	5.7	7.5	6.3	8.1
Box Dimensions (cm):	252 x 9 x 7	303 x 10 x 7	252 x 10 x 7	303 x 10 x 7